





EAGLE TRAVERTINE & STONE




The best of outdoor living
Patios - Poolsides - Walkways - Driveways
Paver - Pool Coping - Mosaic - Design Materials



Eagle Travertine & Stone

www.eagletravertine.com
dave@eagletravertine.com
(208) 917-1671

P.O. Box 2643 Eagle, ID 83616



VOLUME 09



Contents

Paver	4-33
Pool Coping	34-41
Mosaic	42-73
Split Face Ledger Panel Mosaics	44-49
Ledger Panel Flats	50-51
3d Honed Ledger Panel Mosaics	52-55
Textured Carding Wall Panel	56-61
1×2 Split Face Mosaics	62
1×1 Cubic Split Face Mosaics	62
2×4 Split Face Mosaics	63
Glass Mosaics	64-73
Pool Tile	74-81
Pool Tile	76-79
Porcelain Tile	80-81
Construction	82-91
Cement	84-85
Thin Set	86
Polymetric Sand	86
Sand	87
Sealer	88-91
Custom Fabrication	92-93




Pavers

Pavers create dissimilar and aesthetic lines in modern design outdoor applications. Keep its unique appearance for many years by its resistance against the external influences and its unique structure.

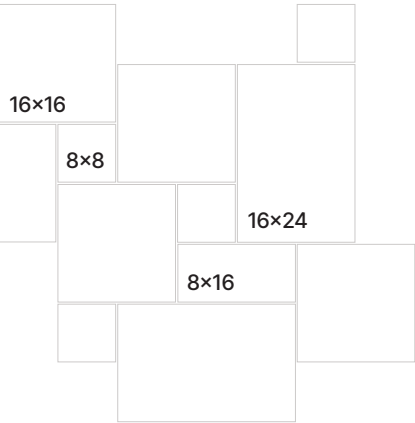
FOR MORE PLEASE VISIT US AT www.eagletravertine.com

Ivory Travertine Tumbled Paver



Ivory paver tiles are commonly used for outdoor paving applications such as patios, walkways, driveways, and pool decks, as well as for indoor applications like flooring in bathrooms, kitchens, and other living spaces. They provide a clean, elegant look that complements a variety of architectural styles and design aesthetics.

Available in following sizes
6×12×1.25 - 12×12×1.25 - 16×16×1.25 - 16×24×1.25 - 12×24×1.25
24×24×1.25 - 24×36×1.25 - French Pattern 1.25



Also available in

Coping
Page 36



Ledger
Page 44



Plank
Page 56





Mosaic
Page 62



Natural stone is categorized into three basic trademark classifications by their respective formation processes: color, marking and texture.

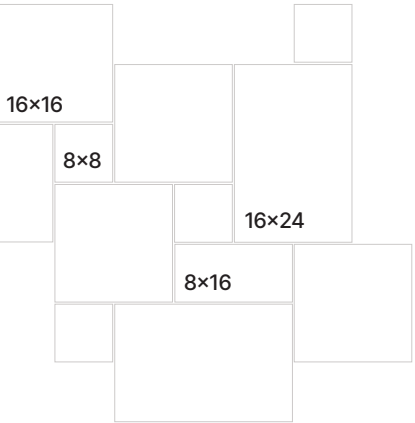
FOR MORE PLEASE VISIT US AT www.eagletravertine.com

Silver Travertine Tumbled Paver



Silver paver tiles can add a modern and sophisticated touch to your space, whether you're designing a contemporary patio, a sleek walkway, or an elegant indoor floor. They can complement a wide range of design styles, from minimalist and industrial to upscale and luxurious.

Available in following sizes
6×12×1.25 - 12×12×1.25 - 16×16×1.25 - 16×24×1.25 - 12×24×1.25
24×24×1.25 - 24×36×1.25 - French Pattern 1.25



Also available in

Coping
Page 36



Ledger
Page 44



Plank
Page 56



Mosaic
Page 62



Natural stone is categorized into three basic trademark classifications by their respective formation processes: color, marking and texture.

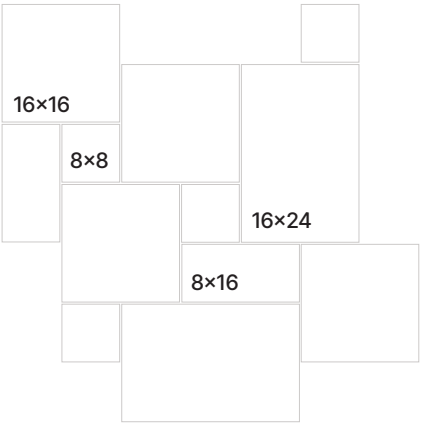
FOR MORE PLEASE VISIT US AT www.eagletravertine.com

Dark Walnut Travertine Tumbled Paver



When choosing Dark Walnut paver tiles, consider factors such as material durability, slip resistance, ease of maintenance, and the overall aesthetic you want to achieve. Additionally, ensure proper installation and use of suitable sealants to protect the tiles and maintain their appearance over time.

Available in following sizes
6×12×1.25 - 12×12×1.25 - 16×16×1.25 - 16×24×1.25 - 12×24×1.25 -
24×24×1.25 - 24×36×1.25 - French Pattern 1.25



Also available in

Coping
Page 36



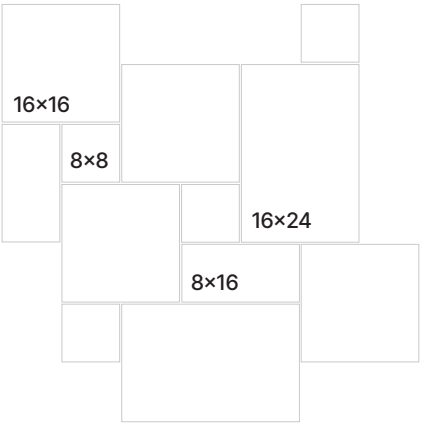
Natural stone is categorized into three basic trademark classifications by their respective formation processes: color, marking and texture.

Light Walnut Travertine Tumbled Paver



Whether you're creating a sleek outdoor entertainment area or a chic indoor living space, Light Walnut paver tiles can help you achieve a sophisticated look that enhances the beauty and functionality of your project.

Available in following sizes
6×12×1.25 - 16×24×1.25 - 12×24×1.25 - 24×24×1.25
French Pattern 1.25



Also available in

Coping
Page 36



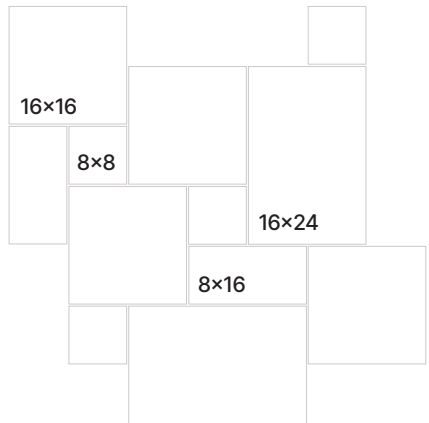
Natural stone is categorized into three basic trademark classifications by their respective formation processes: color, marking and texture.

Nuance Travertine Tumbled Paver



Nuance travertine paver tiles are a stylish choice for both indoor and outdoor paving projects. These tiles typically come in various materials such as natural stone, porcelain, or concrete, with finishes that mimic the appearance of silver or metallic surfaces.

Available in following sizes
6×12×1.25 - 12×12×1.25 - 16×16×1.25 - 16×24×1.25 - 12×24×1.25 - 24×24×1.25 - French Pattern 1.25



Also available in



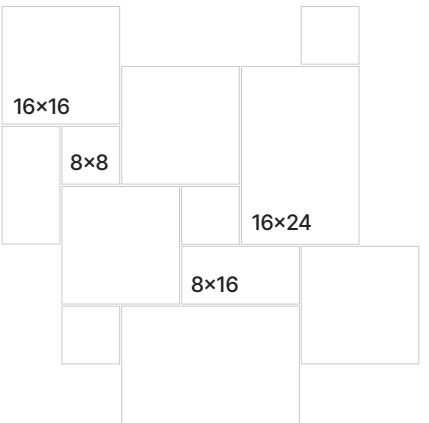
Natural stone is categorized into three basic trademark classifications by their respective formation processes: color, marking and texture.

Noce Travertine Tumbled Paver



Noce paver tiles are popular for both indoor and outdoor applications due to their versatility and aesthetic appeal. They can be made from various materials such as natural stone (like travertine or limestone), porcelain, or concrete, each offering unique characteristics in terms of durability, texture, and maintenance requirements.

Available in following sizes
6×12×1.25 - 12×12×1.25 - 16×16×1.25 - 16×24×1.25 - 12×24×1.25 - 24×24×1.25 - French Pattern 1.25



Also available in



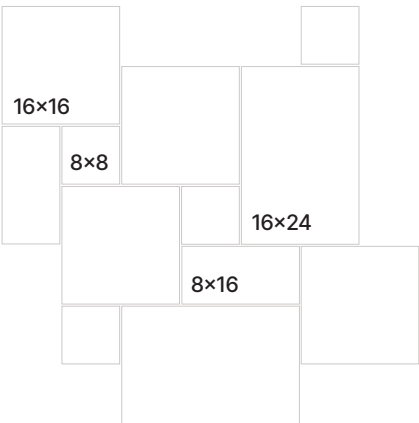
Natural stone is categorized into three basic trademark classifications by their respective formation processes: color, marking and texture.

Leonardo Travertine Tumbled Paver



These tiles are commonly used in outdoor paving projects such as patios, walkways, driveways, and pool decks, as well as indoor applications like flooring in kitchens, bathrooms, and living areas. They add warmth and richness to spaces, complementing a wide range of design styles from traditional to rustic to contemporary.

Available in following sizes
16×24×1.25 - 12×24×1.25 - French Pattern 1.25



Also available in

Coping
Page 38



Ledger
Page 46



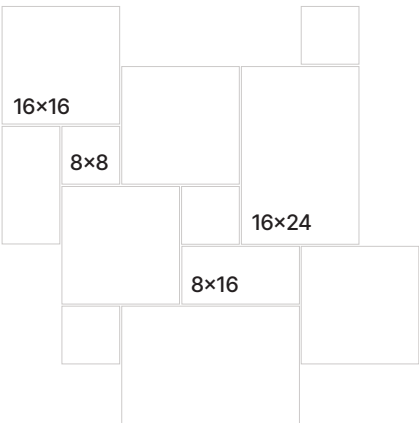
Natural stone is categorized into three basic trademark classifications by their respective formation processes: color, marking and texture.

Country Classic Travertine Tumbled Paver




Country Classic Travertine paver tiles can add a modern and sophisticated touch to your space, whether you're designing a contemporary patio, a sleek walkway, or an elegant indoor floor. They can complement a wide range of design styles, from minimalist and industrial to upscale and luxurious.

Available in following sizes
French Pattern 1.25



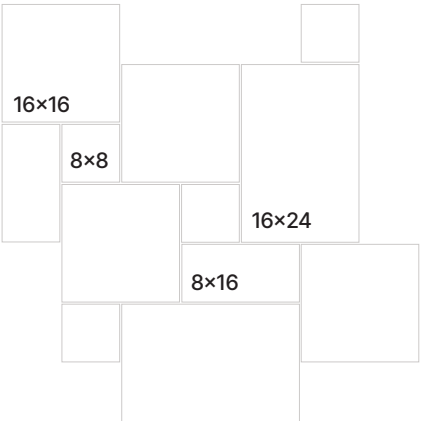
Natural stone is categorized into three basic trademark classifications by their respective formation processes: color, marking and texture.

Autumn Travertine Tumbled Paver



“Autumn” paver tiles typically refer to tiles with colors and tones reminiscent of the autumn season. These tiles often feature warm, earthy hues such as red, orange, brown, and gold, reflecting the colors of falling leaves and changing landscapes during the autumn months.

Available in following sizes
12×24×1.25, 12×12×1.25, 16×16×1.25, 24×24×1.25, 16×24×1.25
French Pattern 1.25



Also available in

Coping
Page 38



Ledger
Page 44



Plank
Page 56



Mosaic
Page 63



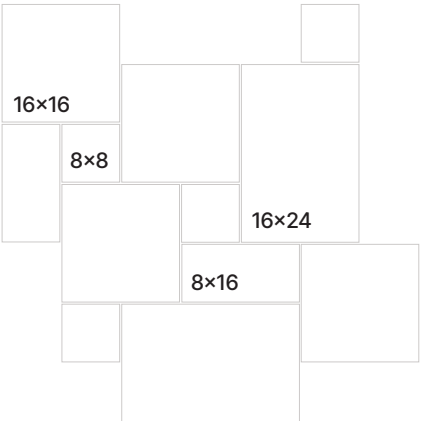
Natural stone is categorized into three basic trademark classifications by their respective formation processes: color, marking and texture.

Shell Stone Limestone Tumbled Paver



These paver tiles typically have a light, creamy color with subtle variations and flecks of fossilized material, creating a visually appealing and natural aesthetic. Shellstone limestone pavers are commonly used in outdoor paving projects such as patios, pool decks, pathways, and driveways, as well as indoor applications like flooring in kitchens, bathrooms, and living areas.

Available in following sizes
6×12×1.25 - 16×16×1.25 - 16×24×1.25 - 12×24×1.25 - 24×24×1.25 -
French Pattern 1.25



Also available in

Coping
Page 38



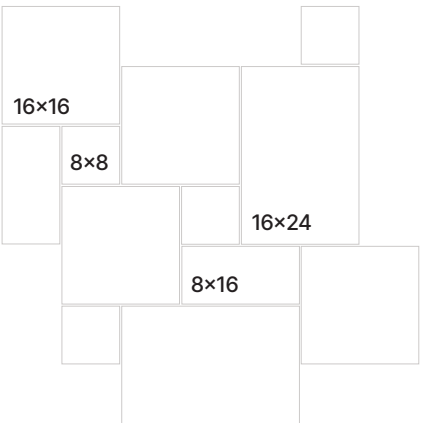
Natural stone is categorized into three basic trademark classifications by their respective formation processes: color, marking and texture.

Vanilla Limestone Tumbled Paver



When using Vanilla Limestone paver tiles, it's essential to seal them properly to protect against staining and moisture absorption. Regular cleaning and maintenance will help preserve the beauty and integrity of the stone over time, ensuring a long-lasting and visually appealing paving project.

Available in following sizes
16×24×1.25 - 12×24×1.25 - 24×24×1.25 - French Pattern 1.25



Also available in

Coping
Page 38



Ledger
Page 46



Plank
Page 58



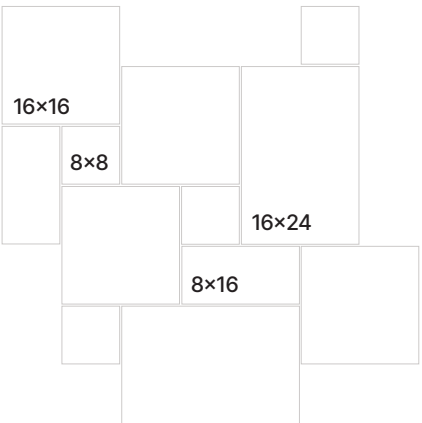
Natural stone is categorized into three basic trademark classifications by their respective formation processes: color, marking and texture.

Diana Royal Marble Leathered Paver



The beige color of these paver tiles adds a neutral and versatile aesthetic to outdoor spaces, complementing various design styles and surroundings. They are commonly used in areas such as pool decks, patios, walkways, and outdoor staircases, where safety is a primary concern.

Available in following sizes
16×24×1.25 - 24×24×1.25 - 12×24×1.25 - French Pattern 1.25



Also available in

Coping
Page 40



Ledger
Page 48



Plank
Page 60



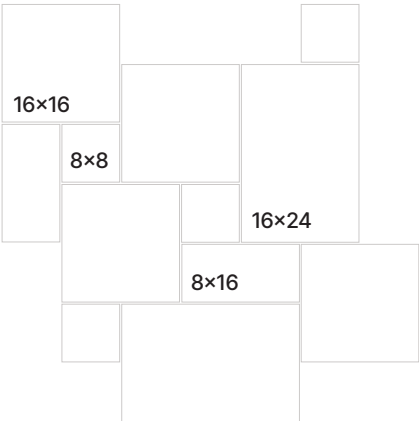
Natural stone is categorized into three basic trademark classifications by their respective formation processes: color, marking and texture.

Bianco Royal Marble Sand Blasted Paver



Bianco Royal paver tiles are a type of natural stone tile known for their elegance and luxurious appearance. “Bianco” means white in Italian, and “Royal” suggests a high-quality and regal nature. These tiles are typically made from marble, a metamorphic rock known for its distinctive veining and beautiful aesthetic.

Available in following sizes
12×24×1.25 - 16×24×1.25 - 24×24×1.25 - French Pattern 1.25



Also available in

Coping
Page 40



Ledger
Page 46



Plank
Page 58



Mosaic
Page 62



Natural stone is categorized into three basic trademark classifications by their respective formation processes: color, marking and texture.

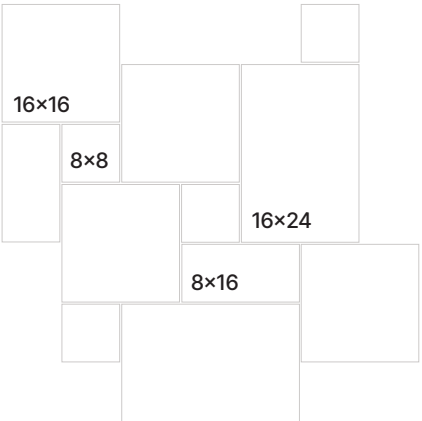


Tundra Grey Marble Sand Blasted Paver



Tundra Grey marble paver tiles offer a sleek and contemporary option for outdoor paving projects. These tiles are made from natural marble, a metamorphic rock prized for its beauty, durability, and unique veining patterns. Grey marble pavers typically feature various shades of grey, ranging from light to dark, creating a sophisticated and modern look.

Available in following sizes
12×24×1.25 - 16×24×1.25 - 24×24×1.25 - French Pattern 1.25



Also available in

Coping
Page 38



Ledger
Page 48




Plank
Page 60



Natural stone is categorized into three basic trademark classifications by their respective formation processes: color, marking and texture.

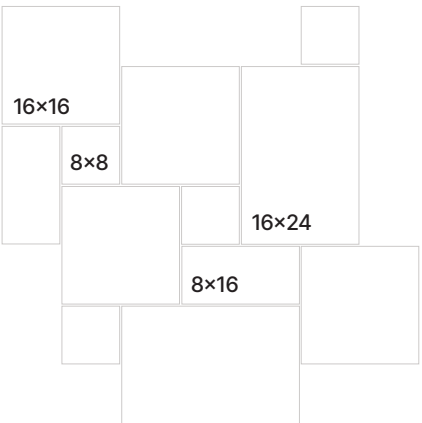


Grey Pearl Marble Sand Blasted Paver




One of the advantages of using Grey Pearl marble paver tiles is their durability. Marble is a dense and hard-wearing material that can withstand heavy foot traffic and outdoor elements with proper sealing and maintenance. Additionally, the natural variations in color and veining make each tile unique, adding visual interest to the paved surface.

Available in following sizes
12×24×1.25 - 16×24×1.25 - 24×24×1.25 - French Pattern 1.25



Also available in

Coping
Page 41



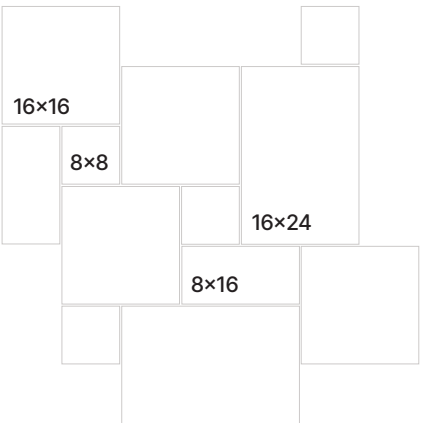
Natural stone is categorized into three basic trademark classifications by their respective formation processes: color, marking and texture.

Amazon Grey Marble Leathered Paver



When selecting Amazon Grey marble paver tiles, consider factors such as veining patterns, finish (leathered), thickness, and overall quality. Proper installation by experienced professionals and regular sealing and maintenance are essential to preserve the beauty and longevity of grey marble pavers, ensuring a stunning and durable outdoor paving project.

Available in following sizes
16×24×1.25 - 12×24×1.25 - 24×24×1.25 - French Pattern 1.25



Also available in

Coping
Page 40

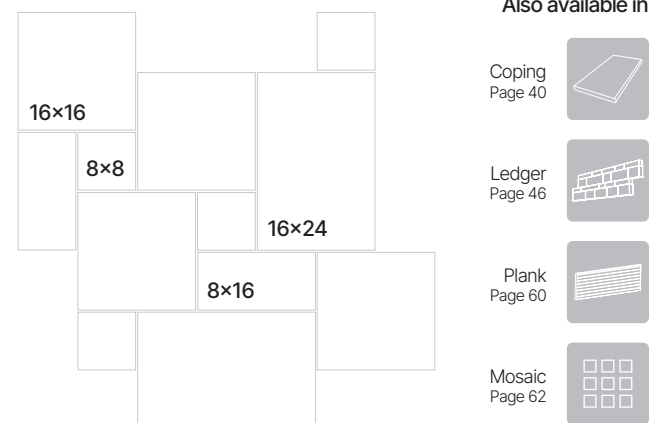


Natural stone is categorized into three basic trademark classifications by their respective formation processes: color, marking and texture.



When using Faber Platinum Ice paver tiles, it's essential to seal them with a high-quality sealant to protect against stains and moisture absorption. Regular cleaning and maintenance will help preserve the beauty and integrity of the marble over time, ensuring a lasting and visually stunning paving project.

Available in following sizes
16×24×1.25 - 12×24×1.25 - 24×24×1.25 - French Pattern 1.25



Natural stone is categorized into three basic trademark classifications by their respective formation processes: color, marking and texture.

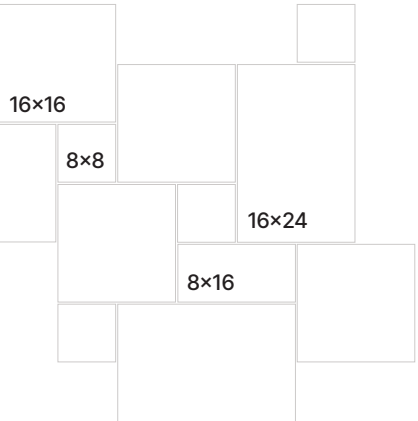


Sky White Marble Sand Blasted Paver



Sky White marble paver tiles offer a luxurious and sophisticated option for outdoor paving projects. These tiles are crafted from natural marble, a metamorphic rock known for its elegance, durability, and unique veining patterns. The combination of white and grey tones in marble creates a timeless aesthetic that adds elegance to any space.

Available in following sizes
6×12×1.25 - 16×24×1.25 - 12×24×1.25 - 24×24×1.25
French Pattern 1.25



Also available in

Coping
Page 38



Ledger
Page 46



Plank
Page 58



Mosaic
Page 62



Natural stone is categorized into three basic trademark classifications by their respective formation processes: color, marking and texture.

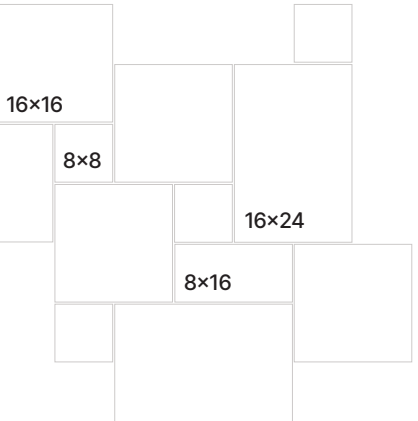
FOR MORE PLEASE VISIT US AT www.eagletravertine.com

Black Basalt Leathered Paver



Basalt paver tiles are crafted from basalt, a type of volcanic rock that forms from the rapid cooling of lava. Basalt is known for its durability, strength, and distinctive appearance, making it a popular choice for outdoor paving projects.

Available in following sizes
12×24×1.25 - 16×24×1.25



Also available in

Coping
Page 41



Ledger
Page 48



Plank
Page 58



Natural stone is categorized into three basic trademark classifications by their respective formation processes: color, marking and texture.

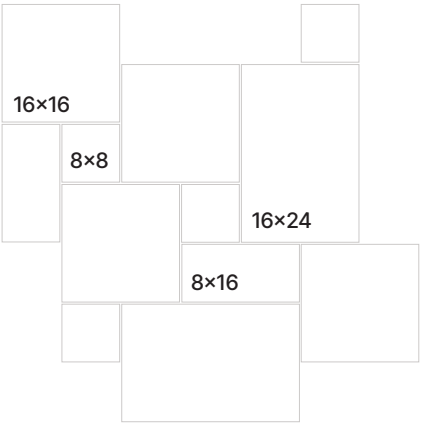
FOR MORE PLEASE VISIT US AT www.eagletravertine.com

Storm Grey Marble Sand Blasted Paver



When using Storm Grey marble paver tiles, it's essential to seal them with a high-quality sealant to protect against stains and moisture absorption. Regular cleaning and maintenance will help preserve the beauty and integrity of the marble over time, ensuring a lasting and visually stunning paving project.

Available in following sizes
12×24×1.25 – 16×24×1.25 – 24×24×1.25 – French Pattern 1.25



Natural stone is categorized into three basic trademark classifications by their respective formation processes: color, marking and texture.

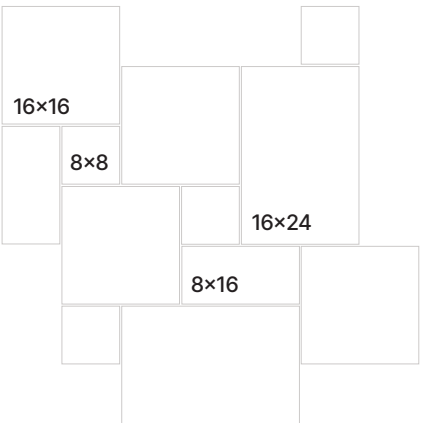


Desert Cream Marble Sand Blasted Paver



Desert Cream marble paver tiles are a popular choice for both indoor and outdoor applications due to their elegant appearance and versatility. Marble pavers are known for their luxurious aesthetic, durability, and timeless appeal.

Available in following sizes
12×24×1.25 - 16×24×1.25 - 24×24×1.25 - French Pattern 1.25



Also available in

Coping
Page 40



Natural stone is categorized into three basic trademark classifications by their respective formation processes: color, marking and texture.

Nord Storm Ice Porcelain Paver



Porcelain paver tiles are a type of durable, weather-resistant flooring option commonly used in outdoor spaces such as patios, walkways, pool decks, and other exterior areas. These tiles are made from high-quality porcelain clay that is fired at very high temperatures, resulting in a dense, hard material that is highly resistant to water absorption, stains, scratches, and fading from UV exposure.

Available in following sizes
24×24 - 24×36



Natural stone is categorized into three basic trademark classifications by their respective formation processes: color, marking and texture.



Tokyo White Porcelain Paver



Porcelain paver tiles are a type of durable, weather-resistant flooring option commonly used in outdoor spaces such as patios, walkways, pool decks, and other exterior areas. These tiles are made from high-quality porcelain clay that is fired at very high temperatures, resulting in a dense, hard material that is highly resistant to water absorption, stains, scratches, and fading from UV exposure.

Available in following sizes
24×24 - 24×36



Natural stone is categorized into three basic trademark classifications by their respective formation processes: color, marking and texture.



Luna Off White Porcelain Paver




Porcelain paver tiles are a type of durable, weather-resistant flooring option commonly used in outdoor spaces such as patios, walkways, pool decks, and other exterior areas. These tiles are made from high-quality porcelain clay that is fired at very high temperatures, resulting in a dense, hard material that is highly resistant to water absorption, stains, scratches, and fading from UV exposure.

Available in following sizes
24×24 - 24×36



Natural stone is categorized into three basic trademark classifications by their respective formation processes: color, marking and texture.

A large background image of a swimming pool with a stone coping. Overlaid on the image is a dark semi-transparent box containing the Eagle Travertine logo, the title 'Pool Coping', a descriptive paragraph, and a website link.


EAGLE TRAVERTINE

Pool Coping

Natural stone pool coping refers to the use of stone materials, such as travertine, limestone, granite, sandstone, or slate, to create the edging or cap around the top perimeter of a swimming pool. This type of coping offers a luxurious and timeless look, enhancing both the functionality and aesthetic appeal of the pool area.

FOR MORE PLEASE VISIT US AT www.eagletravertine.com

Nuance
Travertine Pool Coping



Available In Following Sizes
1.25 Inch / 12 X 12 Tumbled Pool Coping
1.25 Inch / 12 X 24 Tumbled Pool Coping
2 Inch / 6 X 12 Tumbled Pool Coping
2 Inch / 12 X 12 Tumbled Pool Coping
2 Inch / 16 X 24 Tumbled Pool Coping
2 Inch / 12 X 24 Tumbled Pool Coping

Eased Edge Pool Coping
16x24x2, 12x24x2



Ivory
Travertine Pool Coping



Available In Following Sizes
1.25 Inch / 6 X 12 Tumbled Pool Coping
1.25 Inch / 12 X 12 Tumbled Pool Coping
1.25 Inch / 16 X 24 Tumbled Pool Coping
1.25 Inch / 12 X 18 Tumbled Double Bullnose
2 Inch / 6 X 12 Tumbled Pool Coping
2 Inch / 12 X 12 Tumbled Pool Coping
2 Inch / 12 X 24 Tumbled Pool Coping
2 Inch / 16 X 24 Tumbled Pool Coping
2 Inch / 12 X 18 Tumbled Double Bullnose (18 side)


Remodel Pool Coping
4x9x4, 6x12x4, 12x12x4



Eased Edge Pool Coping
16x24x2, 12x24x2, 24x24x2, 24x36x2



Drain
6x12x1.25



Light Walnut
Travertine Pool Coping



Available In Following Sizes
1.25 Inch / 12 X 12 Tumbled Pool Coping
1.25 Inch / 12 X 24 Tumbled Pool Coping
1.25 Inch / 16 X 24 Tumbled Pool Coping
1.25 Inch / 12 X 18 Tumbled Double Bullnose
2 Inch / 12 X 12 Tumbled Pool Coping
2 Inch / 12 X 24 Tumbled Pool Coping
2 Inch / 16 X 24 Tumbled Pool Coping
2 Inch / 12 X 18 Tumbled Double Bullnose (18 side)

Remodel Pool Coping
4x9x4, 6x12x4, 12x12x4



Eased Edge Pool Coping
16x24x2, 12x24x2, 24x24x2



Drain
6x12x1.25



Noce
Travertine Pool Coping




Available In Following Sizes
1.25 Inch / 12 X 12 Tumbled Pool Coping
1.25 Inch / 12 X 24 Tumbled Pool Coping
1.25 Inch / 16 X 24 Tumbled Pool Coping
1.25 Inch / 12 X 18 Tumbled Double Bullnose
2 Inch / 6 X 12 Tumbled Pool Coping
2 Inch / 12 X 24 Tumbled Pool Coping
2 Inch / 16 X 24 Tumbled Pool Coping
2 Inch / 12 X 12 Tumbled Pool Coping
2 Inch / 12 X 18 Tumbled Double Bullnose (18 side)


Remodel Pool Coping
4x9x4, 6x12x4, 12x12x4



Eased Edge Pool Coping
16x24x2, 12x24x2, 24x24x2, 24x36x2



Drain
6x12x1.25



Silver
Travertine Pool Coping



Available In Following Sizes
1.25 Inch / 6 X 12 Tumbled Pool Coping
1.25 Inch / 12 X 12 Tumbled Pool Coping
1.25 Inch / 12 X 24 Tumbled Pool Coping
1.25 Inch / 16 X 24 Tumbled Pool Coping
1.25 Inch / 12 X 18 Tumbled Double Bullnose
2 Inch / 6 X 12 Tumbled Pool Coping
2 Inch / 16 X 24 Tumbled Pool Coping
2 Inch / 12 X 12 Tumbled Pool Coping
2 Inch / 12 X 24 Tumbled Pool Coping
2 Inch / 12 X 18 Tumbled Double Bullnose (18 side)


Remodel Pool Coping
4x9x4, 6x12x4, 12x12x4



Eased Edge Pool Coping
16x24x2, 12x24x2, 24x24x2, 24x36x2



Drain
6x12x1.25



Dark Walnut
Travertine Pool Coping



Available In Following Sizes
1.25 Inch / 12 X 12 Tumbled Pool Coping
1.25 Inch / 12 X 24 Tumbled Pool Coping
1.25 Inch / 16 X 24 Tumbled Pool Coping
1.25 Inch / 12 X 18 Tumbled Double Bullnose
2 Inch / 12 X 12 Tumbled Pool Coping
2 Inch / 12 X 24 Tumbled Pool Coping
2 Inch / 16 X 24 Tumbled Pool Coping
2 Inch / 12 X 18 Tumbled Double Bullnose (18 side)

Remodel Pool Coping
4x9x4, 6x12x4, 12x12x4



Eased Edge Pool Coping
16x24x2, 12x24x2, 24x24x2, 24x36x2



Drain
6x12x1.25



Leonardo
Travertine Pool Coping



Available In Following Sizes
1.25 Inch / 12 X 24 Tumbled Pool Coping
1.25 Inch / 12 X 12 Tumbled Pool Coping
2 Inch / 12 X 24 Tumbled Pool Coping
2 Inch / 16 X 24 Tumbled Pool Coping



Eased Edge Pool Coping
12x24x2, 16x24x2

Shell Stone
Limestone Pool Coping



Available In Following Sizes
1.25 Inch / 12 X 24 Tumbled Pool Coping
1.25 Inch / 12 X 18 Tumbled Double Bullnose
1.25 Inch / 16 X 24 Tumbled Pool Coping
2 Inch / 12 X 24 Tumbled Pool Coping
2 Inch / 12 X 18 Tumbled Double Bullnose
2 Inch / 16 X 24 Tumbled Pool Coping

Eased Edge Pool Coping
12x24x2, 16x24x2, 24x24x2



Sky White
Marble Pool Coping



Available In Following Sizes
1.25 Inch / 12 X 24 Tumbled Pool Coping
1.25 Inch / 16 X 24 Tumbled Pool Coping
1.25 Inch / 12 X 18 Tumbled Double Bullnose
2 Inch / 12 X 24 Tumbled Pool Coping
2 Inch / 16 X 24 Tumbled Pool Coping
2 Inch / 12 X 18 Tumbled Double Bullnose

Eased Edge Pool Coping
12x24x2, 16x24x2, 24x24x2



Autumn
Travertine Pool Coping



Available In Following Sizes
1.25 Inch / 12 X 24 Tumbled Pool Coping
1.25 Inch / 12 X 18 Tumbled Double Bullnose
2 Inch / 12 X 24 Tumbled Pool Coping
2 Inch / 16 X 24 Tumbled Pool Coping
2 Inch / 24 X 24 Tumbled Pool Coping
2 Inch / 12 X 18 Tumbled Double Bullnose (18 side)



Eased Edge Pool Coping
12x24x2, 16x24x2, 24x24x2

Vanilla
Limestone Pool Coping



Available In Following Sizes
1.25 Inch / 12 X 24 Tumbled Pool Coping
1.25 Inch / 12 X 18 Tumbled Double Bullnose
1.25 Inch / 16 X 24 Tumbled Pool Coping
2 Inch / 12 X 24 Tumbled Pool Coping
2 Inch / 12 X 18 Tumbled Double Bullnose
2 Inch / 16 X 24 Tumbled Pool Coping

Eased Edge Pool Coping
12x24x2, 16x24x2, 24x24x2



Tundra Grey
Marble Pool Coping



Available In Following Sizes
1.25 Inch / 12 X 24 Sand Blasted Pool Coping
2 Inch / 12 X 24 Sand Blasted Pool Coping
2 Inch / 16 X 24 Sand Blasted Pool Coping

Eased Edge Pool Coping
12x24x2, 16x24x2, 24x24x2



**Diana Royal
Marble Pool Coping**




Available In Following Sizes
1.25 Inch / 12 X 24 Sand Blasted Pool Coping
2 Inch / 12 X 24 Sand Blasted Pool Coping
2 Inch / 12 X 24 Sand Blasted Pool Coping
2 Inch / 16 X 24 Sand Blasted Pool Coping

Eased Edge Pool Coping
12x24x2, 16x24x2, 24x24x2




**Blue Stone
Marble Pool Coping**



Available In Following Sizes
1.25 Inch / 12 X 24 Tumbled Pool Coping
2 Inch / 12 X 24 Tumbled Pool Coping
2 Inch / 16 X 24 Tumbled Pool Coping

Eased Edge Pool Coping 12x24x2, 16x24x2



**Amazon Grey
Marble Pool Coping**



Available In Following Sizes
1.25 Inch / 12 X 24 Sand Blasted Pool Coping
2 Inch / 12 X 24 Sand Blasted Pool Coping
2 Inch / 16 X 24 Sand Blasted Pool Coping

Eased Edge Pool Coping
12x24x2, 16x24x2



**Bianco Royal
Marble Pool Coping**



Available In Following Sizes
1.25 Inch / 12 X 24 Sand Blasted Pool Coping
2 Inch / 12 X 24 Sand Blasted Pool Coping
2 Inch / 16 X 24 Sand Blasted Pool Coping

Eased Edge Pool Coping
12x24x2, 16x24x2, 24x24x2



**Faber Platinum Ice
Marble Pool Coping**



Available In Following Sizes
1.25 Inch / 12 X 24 Tumbled Pool Coping
2 Inch / 12 X 24 Tumbled Pool Coping
2 Inch / 16 X 24 Tumbled Pool Coping

Eased Edge Pool Coping 12x24x2, 16x24x2, 24x24x2



**Desert Cream
Marble Pool Coping**




Available In Following Sizes
1.25 Inch / 12 X 24 Tumbled Pool Coping
2 Inch / 12 X 24 Tumbled Pool Coping
2 Inch / 16 X 24 Tumbled Pool Coping

Eased Edge Pool Coping
12x24x2, 16x24x2, 24x24x2




**Black
Basalt Pool Coping**



Available In Following Sizes
1.25 Inch / 12 X 24 Sand Blasted Brushed Pool Coping
2 Inch / 12 X 24 Sand Blasted Brushed Pool Coping
2 Inch / 16 X 24 Sand Blasted Brushed Pool Coping

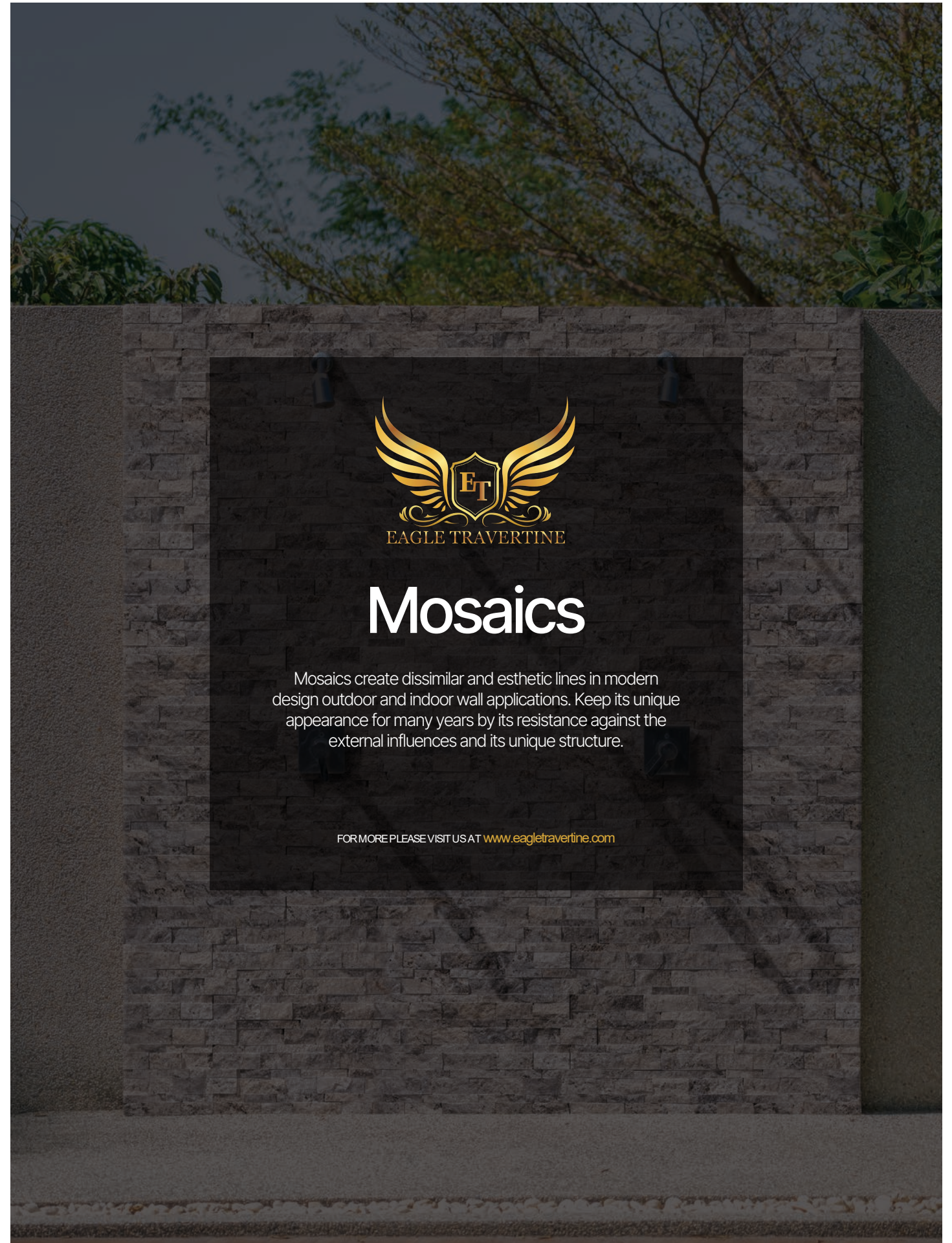
Eased Edge Pool Coping
16x24x2

**Grey Pearl
Marble Pool Coping**



Available In Following Sizes
1.25 Inch / 12 X 24 Sand Blasted
2 Inch / 12 X 24 Sand Blasted
2 Inch / 16 X 24 Sand Blasted

Eased Edge Pool Coping
12x24x2, 16x24x2, 24x24x2



Mosaics

Mosaics create dissimilar and esthetic lines in modern design outdoor and indoor wall applications. Keep its unique appearance for many years by its resistance against the external influences and its unique structure.

FOR MORE PLEASE VISIT US AT www.eagletravertine.com

Split Face Ledger Panel Mosaics



Classic Light Ledger Split Face Mosaic




Noce Ledger Split Face Mosaic



Silver Ledger Split Face Mosaic



Autumn Ledger Split Face Mosaic




Split Face Ledger Panel Mosaics




Leonardo Ledger Split Face Mosaic



Vanilla Ledger Split Face Mosaic



Sky White Ledger Split Face Mosaic



Bianco Royal Ledger Split Face Mosaic




Split Face Ledger Panel Mosaics



Platinum Ice Ledger Split Face Mosaic




Tundra Grey Ledger Split Face Mosaic



Toros Black Ledger Split Face Mosaic



Diana Royal Ledger Split Face Mosaic



Basalt Ledger Split Face Mosaic



Ledger Panel Flats



Alaska Grey Ledger Panel



Black Slate Ledger Panel



Golden Honey Ledger Panel



Royal White Ledger Panel



3D Honed Ledger Panel Mosaics



Classic Light Honed Ledger Mosaic



Silver Honed Ledger Mosaic



Noce Honed Ledger Mosaic



Autumn Honed Ledger Mosaic




Platinum Ice Honed Ledger Mosaic



3D Honed Ledger Panel Mosaics



Vanilla Honed Ledger Mosaic



Toros Black Honed Ledger Mosaic



Bianco Royal Honed Ledger Mosaic




Sky White Honed Ledger Mosaic



Basalt Honed Ledger Mosaic



Textured Carding Wall Panel



Classic Light Travertine Plank 6x24



Silver Travertine Plank 6x24




Noce Travertine Plank 6x24



Autumn Travertine Plank 6x24




Textured Carding Wall Panel



Basalt Plank 6×24



Vanilla Limestone Plank 6×24




Sky White Marble Plank 6×24




Bianco Royal Marble Plank 6×24



Textured Carding Wall Panel




Tundra Grey Marble Plank 6×24



Toros Black Marble Plank 6×24



Diana Royal Marble Plank 6×24



Platinum Ice Marble Plank 6×24



1×2 Split Face Mosaics



Ivory 1×2 Split Face



Autumn 1×2 Split Face



Noce 1×2 Split Face



Vanilla 1×2 Split Face




Silver 1×2 Split Face



Sky White 1×2 Split Face



Bianco Royal 1×2 Split Face



Toros Black 1×2 Split Face



Platinum Ice 1×2 Split Face

2×4 Split Face Mosaics




Ivory 2×4 Split Face



Autumn 2×4 Split Face



Noce 2×4 Split Face




Bianco Royal 2×4 Split Face



Silver 2×4 Split Face



Vanilla 2×4 Split Face



Sky White 2×4 Split Face



Toros Black 2×4 Split Face



Diana Royal 2×4 Split Face




Platinum Ice 2×4 Split Face

Glass Mosaics




Lima Blue Matte 1×2




Lima Blue Matte 1×1




Calacatta Matte 1×2



Calacatta Matte 1×1



A368 1×2




A368 1×1




Glass Mosaics




Miss A174 1×2




Miss A174 1×1




Miss A218 1×2



Miss A218 1×1




Neo Artistic Blend Black 1×2

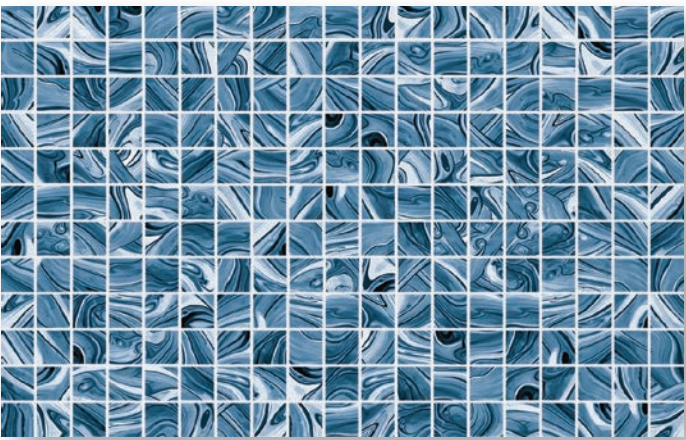


Neo Artistic Blend Black 1×1


Glass Mosaics




Mexico 1×2




Mexico 1×1




Como 1×2




Como 1×1



Glass Mosaics




Rio 1×2



Rio 1×1




Cannes 1×2



Cannes 1×1




Monte 1×2




Monte 1×1

Glass Mosaics




Aba Blue 1×2



Aba Gray 1×2



Aba Green 1×2



Diana 1×2



Osaka Deep Blue 1×2




Osaka Maldiv Green 1×2


Glass Mosaics



Osaka Sky Blue 1×2




Sofia 1×2



Soho Green 1×2




Blueberry 1×3




Blueberry Brick 1×1




Stromboli Garden Blue Brick 1×1



Osaka Deep Blue 1×1



Osaka Sky Blue 1×1




Osaka Maldiva Green 1×1



Soho Green 1×1



Diana 2×3




Sofia 2×3

Glass Mosaics


Glass Mosaics




Aba Gray Multi




Blueberry Multi




Osaka Deep Blue Multi



Amazon Porto Blue 2x4



Amazon Gray 2x4



Amazon Maldives Green 2x4



1. WATER ABSORPTION

Water absorption rate is one of the most important factors affecting the long-term use of products. The completely dry glass mosaics are thrown into boiling water, boiled for two hours, left to cool for four hours. The water absorption rate in its dry state is determined by the weight change after the test. The water absorption test result of 10 samples selected from the Faber Cnk Usa glass mosaic collection is 0%.

2. SURFACE WEAR

Abrasion of glass mosaic surfaces may cause loss of color and gloss over time. Friction and contact is provided with abrasive steel balls and various oxidants on scratch-up glass mosaic surfaces. The cycle with changes in the surface forms the product strength class. The surfaces of Faber Cnk Usa glass mosaics did not change until 750-1500 cycles.

3. FROST RESISTANCE

Freezing of glass mosaics in extreme cold causes cracking and breaking. The most defining feature in freezing is water absorption resistance. Freezing and thawing is done 50-100 times on glass mosaics. Glass mosaics are kept at -5 ° C for 15 minutes and then heated to 5 ° C. As a result of the freezing test, damage and water absorption rate did not change in an of the 10 samples selected from the Faber Cnk Usa glass mosaic collection.


4. CHEMICAL RESISTANCE

Swimming pools, one of the areas where glass mosaics are used the most, are areas where chemicals are used extensively and mosaic surfaces must have high strength. Glass mosaics; ammonium chloride, sodium hypochlorite, acid and alkali are kept in solutions prepared in low and high concentrations. Faber Cnk Usa glass mosaic surfaces have been determined as Class A, the highest class of this test, as a result of chemical tests.

5. STAIN RESISTANCE

The resistance of glass mosaics to stains is important for long life and use like the first day. Glass mosaics; The thin oil with dye is kept in 13g / l iodine solution, olive oil and hot water above 55 ° C. The surfaces of Faber Cnk Usa glass mosaics have been determined as the 5th grade as a result of the staining resistance test, the highest class of this test.




EAGLE TRAVERTINE

Pool Tile

Pool tiles create unique and esthetic lines in pool applications. These excellent tiles are with proper care, they withstand the moisture and chemicals of the pool for many years.

FOR MORE PLEASE VISIT US AT www.eagletravertine.com


Pool Tiles




Manila Azul 6×6



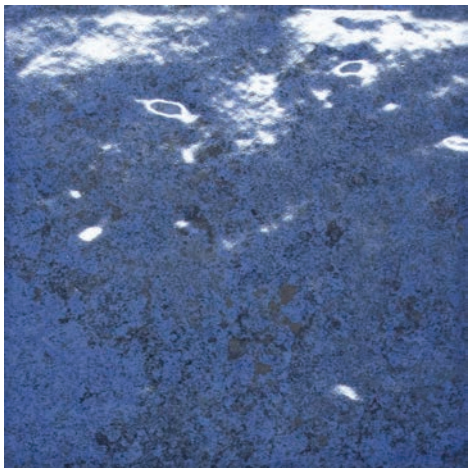
Manila Blanco 6×6



Ónice Azul 6×6




Bali Aqua 6×6



Bali Azul 6×6




Pool Tiles




Samoa Azul 6×6



Samoa Turquie 6×6



Samoa Verde 6×6



Samoa Aqua 6×6



Porcelain Tiles



Absolute Pocerlain Tile 12×24



Desert Pocerlain Tile 12×24



Dynamic Buff Pocerlain Tile 12×24



Dynamic Grey Pocerlain Tile 12×24



Essence Black Pocerlain Tile 12×24



Essence Grey Pocerlain Tile 12×24



Essence White Pocerlain Tile 12×24



Infinite Sky Pocerlain Tile 12×24





Construction

Faber Cnk has been continuing its dealership of many building materials such as white portland cement, thin set, polymetric sand and stone sealer.

FOR MORE PLEASE VISIT US AT www.eagletravertine.com


White Portland Cement



Masonry Cement



Grey



White



1 GENERAL INFORMATION

Çimsa Super White Cement (CEM I 52.5R) is preferred in more than 70 countries in the world with its stability and high strength.

The advantages offered by **Çimsa Super White** Cement to the Applications;

- High early and final strength,
- Fast production possibility,
- High whiteness,
- Low alkali content.

2 APPLICATION AREA

Çimsa Super White Cement application areas are;

- Construction chemical productions,
- Precast productions,
- Terrazzo tile productions,
- Pumice productuctions,
- Autoclaved aerated concrete productions,
- Exposed concrete.

3 PRODUCTION

Stability is the focal point of the Çimsa production plants and the variability in the product parameters is minimized by the controls at each stage during the process from raw material to delivery. Production processes are certified according to EN ISO 9001 and EN ISO 18001 standards.

4 PHASE COMPOSITION

Main mineral Phases : C_3S , C_2S
Auxiliary Mineral Phases: C_3A

5 WHITENESS

Whiteness of the **Çimsa Super White** Cement is done according to L, a, b, and Y values with regard to Hunter Lab systematic.

L (Brighthness)	92.2
a (Greenness)	-1.65
b (Yellowness)	2.90
Y (Whiteness)	85,0

6 CHEMICAL FEATURES

Features	Çimsa Values	Standart Limits (EN 197-1)	
		Min.	Max.
Insoluble Residue	0.18 %	-	5.0
SiO ₂	21.6 %	-	-
Al ₂ O ₃	4.05 %	-	-
Fe ₂ O ₃	0.28 %	-	-
CaO	65.7 %	-	-
MgO	1.30 %	-	-
SO ₃	3.50 %	-	4.0
Ignition Loss	3.50 %	-	5.0
Na ₂ O	0.30 %	-	-
K ₂ O	0.35 %	-	-
Chlorine (Cl)	0.01 %	-	-
Free CaO	2.20 %	-	-

7 PHYSICAL AND MECHANICAL FEATURES

Features	Çimsa Values	Standart Limits (EN 197-1)	
		Min.	Max.
Specific Gravity	g/cm ³ 3.06	-	-
Blaine	cm ² /g 4600	-	-
Whiteness Y	% 85.5	-	-
Vicat Initial Set	Minute 100	45.0	-
Vicat Final Set	Minute 130	-	-
Water	30.0 %	-	-
Stability (Le Chatelier)	mm 1.0	-	10.0
Residue at 45 (microns)	1.0 %	-	-
Residue at 90 (microns)	0.1 %	-	-
Compressive Strength (2 days)	MPa 37.0	30.0	-
Compressive Strength (7 days)	MPa 50.0	-	-
Compressive Strength (28 days)	MPa 60.0	52.5	-

8 QUALITY CONTROL

Çimsa Super White Cement is subject to quality control conforming to EN 197-1 standards. It is presented to foreign markets with CE certified.

9 SAFETY INSTRUCTIONS

Standard safety requirements for general cements are followed. Please refer to the **Çimsa Super White** Cement Safety Data Sheet for more information.

10 STORAGE CONDITIONS AND SHELF LIFE

Çimsa Super White Cement must be stored in dry and sheltered conditions. In this case, it will retain its properties for at least 6 months. No more than 10 bags or 2 pallets should be stacked in a row. The product must be stored in its original package. In cases where it is not used, the mouth of the package must be tightly closed.



Thin Set



Sealer

Polymeric Sand

Pavermate Z3™ Polymeric Sand



At SRW Products, our Pavermate Z3™ provides fast, powerful, and long-lasting results for a variety of paver applications. Our one-sand solution for paver joints ensures clean, rain-safe installation with quick set-up. As the best polymeric sand on the market, you can expect zero haze or dust, strong joints, and longevity.

FEATURES
Zero Haze: Clear polymer technology, along with the removal of Portland, Fly Ash & Crushed Limestone (which are ingredients that cause hazing) set you up for a haze-free project.
Zero Dust: Specifically mixed to bind polymers and sand, reducing fines and creating a dust-free product.
Zero Problems: Rain safe in just 10 minutes. Fastest set up time in the market helps with unforeseen weather.

APPLICATIONS		PRODUCT DETAILS		
Concrete Pavers		PAVERMATE Z3T™ Polymeric Sand • Joints up to 2"		
Driveways		PART NUMBER	COLOR	SIZE
Pool Decks		SSAN PAVZ3 TAN	TAN	50 LB BAG
Walkways		SSAN PAVZ3 GRA	GRANITE	50 LB BAG
Patios		SSAN PAVZ3 BLK	BLACK	50 LB BAG
False Joints		SSAN PAVZ3 IVY	IVORY	50 LB BAG
Concrete Overlays				
Non-Overlays				
Paver Joints up to 2"				



Sand Available In: Ivory Sand, Granite Sand, Tan Sand, Black Sand

Sealer

Natural Stone Seal - NS200



Salt Water Proof Water Borne Siliconate Complex

NS200 is a breakthrough, modified siliconate water repellent technology for protecting many materials and preventing salt water erosion. NS200 will also prevent most efflorescence in concrete, materials containing Portland cement and alkali surfaces such as limestone, marble or grout. NS200 is designed for use as a salt water and efflorescence repellent on patios, decks, walkways, floors, showers, decorative landscape stone, around swimming pools, spas and waterfalls, grout and unglazed tile floors, kitchens, bathrooms and showers. Treated surfaces also discourage the growth of discoloring mold and mildew.

Stone Seal Pro - NS250



Breakthrough, Water Tolerance Technology

New, State-of-the-Art; apply on wet stone, protects, waterproofs, resists most stains even red wine, minimizes dirt pick-up - for natural stone. NS250 is the only sealer that can be applied over stone just power washed or rained on; simply blow standing water off. NS250 builds both a protective, engineered film on the surface and a penetrating, impregnating protective layer inside the surface pore system that produces a hard, long-lasting, stain, and traffic resistant surface. NS250 brings the first roller-bearing concept to coatings. The unique surface causes vegetation, leaves, soil, and other discoloring particulate to naturally wash or blow off in rain or wind or with a hose removing the presence of potential staining. In addition, NS250 prevents/minimizes (virtually eliminates) unsightly red clay staining on natural stone even when embedded. NS250 represents a new era in sealing technology. NS250 advances sealing efficiency by eliminating extra trips, waiting for surfaces to completely dry and being able to get more jobs and work finished each day. Download detailed information regarding this product, including benefits, advantages, and application considerations below.

Sealer

Rocksteel - RS100



Salt Water Proof Solvent Borne Siloxane Silane Complex

NRS100 prevents saltwater erosion. It weatherproofs, protects, and preserves stone, masonry patios, pool coping/decks, walls, walk ways, waterfalls, and other landscaping structures. RS100 is a durable, exceptionally long lasting; deep penetration formulation; cures with a natural, matte finish preserving the natural look of the stone; provides exceptional coverage, has strong resistance to UV rays; fast drying and powerful bonding are more of exceptional properties of this sealant. The polymeric matrix is a barrier that is designed to repel water, salts and other minerals in water, pool chemicals, and light acid washing. A rockSteel treated surface will inhibit and resist penetration for the life of the matrix.

Porous Pro Plus - NS800



Breakthrough Weatherproofing Technology for Porous Stone, Concrete and Concrete Products

NS800 is the only sealant of its kind: it represents revolutionary weatherproofing protection for concrete products, porous stone and tile and soft or friable stone. NS800 makes treated substrates look better longer and last much longer. It strengthens and resists deterioration, repels water/salt water, is extremely deep penetrating, is a powerful consolidator, prevents efflorescence, and maintains the natural color of the substrate. NS800 significantly improves the protection afforded by conventional sealants for protecting concrete tiles and pavers, porous stone, soft or friable stone, brick, roof tiles, floor tiles, grout and more. NS800 is water based and meets VOC regulations. Use on patios, decks, walkways, driveways, floors, showers, decorative landscape stone, around swimming pools, spas and waterfalls, grout, indoors and outdoors.

Stain Pro Max - NS900



A Leading-Edge Water Borne Sealer That Gives Superior Protection Against Water Penetration and Oil Based Staining, Ideal for the Toughest Outdoor Stains.

NS900 is designed specifically to provide maximum protection against the toughest outdoor stains, soil, water, vehicle oil, leaves, nuts and similar discoloring non-acidic organic stains. Because of its dual properties it is the ideal sealer for most natural stone, pavers, concrete, brick, tile and grout. In addition, NS900 is salt-water repellent, has excellent penetration and beading, preserves the natural color and look of most substrates and can be used indoors and outdoors, for both residential and commercial use. NS900 will also resist and lessen the effect of stains from materials such as red wine, ketchup, coffee, iodine, and olive oil. The shorter the time before cleaning will eliminate or greatly lessen the effect of a stain. The best solution for oil stains is to prevent them. Why? Because Oil stains are almost impossible to remove completely. NS900 is perfect for driveways particularly paver driveways; get more jobs and work finished each day. Download detailed information regarding this product, including benefits, advantages, and application considerations below.

Neutralizing Rinse - NU100



Restores The Proper Ph Value - Neutralizes Harmful Cleaner And Acid Residue From Common Substrates

For use with CL500
NU100 Neutralizing Rinse restores the proper pH value and is a safe and easy way to neutralize harmful cleaner and acid residue from common substrates before sealing. Sealers will bond much better to the surface, greatly reducing the likelihood of premature or early sealer failure. Use NU100 on all concrete, brick, tile, stone, and masonry after cleaning with CL500 cleaner. It may also be used as an alkaline cleaner for soil removal.

StainSafe RS600



A Cutting-Edge Solvent Based Complex Providing Maximum Protection Against the Toughest Stains

RS600 provides exceptional repellency against the most aggressive oil, water, red wine and soil based stains. RS600 provides peace of mind from common kitchen, shower and outdoor cooking stains such as soda, oils, ketchup, mustard, red wine etc. On unprotected stone, these common stain producing products soak in and leave unsightly, difficult to remove stains. With StainSafe liquid spills will bead up and easily wipe off making clean up easier and faster. Stain Safe retains the existing color and finish on most substrates and provides long lasting protection. RS600 is Serveon's premier product for true stain safe repellency.

Ultimate Enhancer - RS800



Premium Color Enhancing Solvent Borne Siloxane Sealer

Premium Color Enhancing Water Borne Siloxane Sealer
RS800 brings out the maximum color enhancement of a substrate; is a durable, exceptionally long lasting, high performance penetrating sealer that cures with a natural matte finish. It provides exceptional coverage on porous substrates, has strong resistance to UV rays and efflorescence; fast drying and powerful bonding are more of exceptional properties of this enhancing sealer. RS800 was designed for extremely porous substrates but is often used on denser materials/stone to achieve enhancing color effects. In addition to premium enhancing, RS800 prevents saltwater erosion, weatherproofs, protects, and preserves rock and masonry patios, pool copings, walls, walk ways, waterfalls, and other landscaping structures will resist many stains and make the removal of stains much easier.

Sealer

Steelcrete Pro - SD200



Weatherproofing - Stain Blocking - Water Tolerant

For Concrete and Limestone
New, State-of-the-Art; apply on wet surface, protects, waterproofs, resists most stains, densifies/strengthens, prevents efflorescence, prevents red clay staining, minimizes dirt pick-up. SD200 is a silica based, one of kind, highly advanced treatment that builds both a protective, engineered film on the surface and a penetrating, impregnating protective layers inside the surface pore system producing a hard, long-lasting, abrasion, scratch, stain, and traffic resistant surface. In addition, SD200 can be applied over a surface just power washed or rained on. SD200 brings the first roller-bearing concept to coatings. The unique surface causes vegetation, leaves, soil, and other discoloring particulate to naturally wash or blow off in rain or wind or with a hose removing the presence of potential staining. In addition, SD200 prevents/minimizes (virtually eliminates) unsightly red clay staining on concrete and limestone even when embedded. For polished, honed or very smooth surfaces, add SG200 slip grip to reduce slipperiness Download detailed information regarding this product, including benefits, advantages, and application considerations below.

Travertine Professional - TP300



Breakthrough, Water Tolerance Technology

A New, State of the Art, Water Borne Complex That Reduces Slipperiness on Travertine Dry or Wet while Strongly Increasing Stain Resistance TP300 exhibits remarkable performance at preventing slipperiness on all finishes of travertine while protecting the surface with a powerful matrix that resists staining, dirt pick-up, weathering, water entry, and wear. TP300 is water-based complex that is both film forming and penetrating. It is a silica based highly advanced treatment that builds two protective levels, both a protective, micro-engineered film on the surface and a penetrating, impregnating protective layer inside the surface pore system. TP300 is the first professional solution formulated specifically for travertine to reduce slipperiness while preventing/minimizing stains preserving the natural look of travertine. Reapplication can be done at any time. TP300 is easily applied with a pump-up sprayer. Download detailed information regarding this product, including benefits, advantages, and application considerations below.

Sealer

Wetlook Low Sheen - WL350



Low Sheen, Enhancing, Breathable Solvent Borne, Acrylic/Silicone Complex

WL350 is a breakthrough formulation combining reactive silicone and acrylic complexes that form a high-performance breathable polymer that cures with a low sheen, rich wet look. The advanced polymer of silicone and acrylic resins securely anchors to the substrate forming an uncompromising barrier that resists penetration from water, elements in or suspended in the water such as salt and pool chemicals, oils, vehicle liquids and more. WL350's low viscosity allows it to be applied with a pump up sprayer. WL350 can be used on previously coated or uncoated interior or exterior surfaces such as pavers, concrete products, slate, Mexican tile, unglazed tiles, brick, aggregate, natural and artificial stone (flagstone, moss rock, cantera, travertine). masonry, stucco, and wood; can be used around pools, fountains, showers etc.

Wetlook High Gloss - WL100



High Gloss, Enhancing, Breathable Solvent Borne Acrylic Complex

WL100 is a premium quality product for applications where a superior, wet look, glossy shine, fast drying and excellent durability are a requisite. WL100 beautifies stone, brick, mortar, masonry, concrete structures and concrete aggregate providing a vibrant, rich, high gloss wet look while protecting and preventing deterioration. It is targeted specifically for patios, pool surrounds, landscaping accents and for most masonry and concrete surfaces. The engineered polymer of acrylic resins and other proprietary additives and chemicals securely anchors to the substrate forming an uncompromising barrier that resists penetration from water, salts, pool chemicals, oils, vehicle liquids and more.

Pavers Only Wetlook - WL250



High Gloss, Enhancing, Breathable Solvent Borne Acrylic Complex



WL250 is a professional, heavy-duty, viscous, high solids resin fortified acrylic/silicone high gloss polymer formulated specifically for use on pavers and concrete where efflorescence resistance, high gloss and oil and vehicle fluid resistance is desired. WL250 is designed to protect pavers and concrete and to stabilize joint sand between pavers. WL250 beautifies and prevents deterioration of pavers, brick, mortar, masonry, concrete structures and concrete aggregate driveways providing high gloss and long life. It is targeted specifically for block pavers and for most masonry and concrete surfaces.



Custom Fabrication

We have an in-house fabricator, so any special order pieces we can provide quickly and efficiently. This also allows us to quickly quote projects with custom pieces. Whether you need a custom size, double or multiple bull nosed sides, we will happily provide them for you.





NATURAL STONE HARDSCAPES

TRAVERTINE - MARBLE - LIMESTONE



EAGLE TRAVERTINE

EAGLE TRAVERTINE & STONE

www.eagletravertine.com

dave@eagletravertine.com

(208) 917-1671

P.O. Box 2643
Eagle, ID 83616